

Careers Guidance E-Pack

# Labour market information by region

Quarter 4, 2018

**National  
Careers  
Service**

Helping you take  
the next step

# Labour Market Information

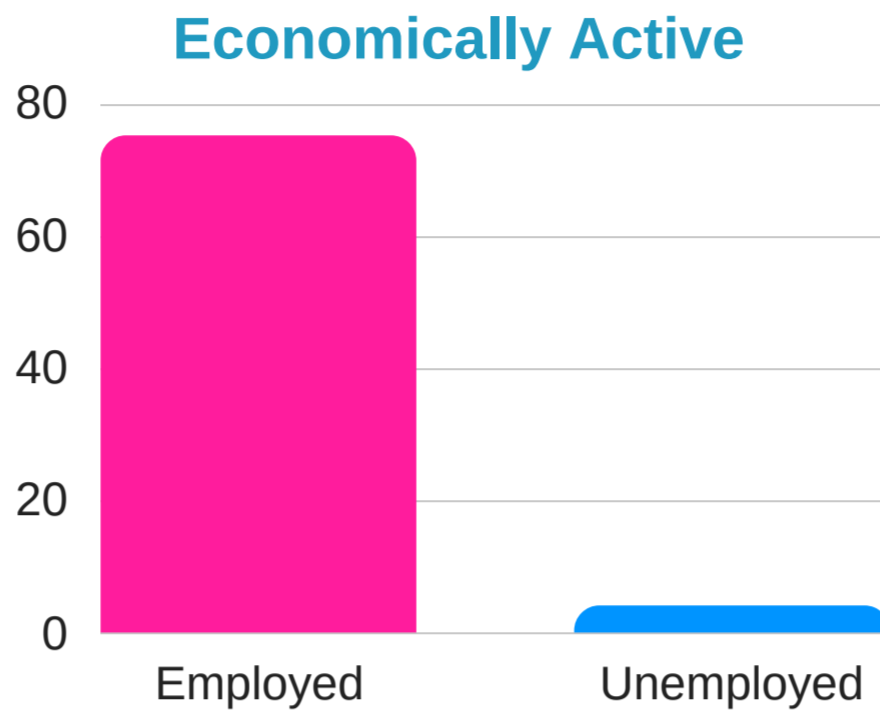


**National Careers Service**  
Helping you take the next step

## Manchester, Staffordshire, Cheshire and Warrington

### Employment

**75.3%** of people in this area are employed. **Lower** than the UK average of **75.7%**.



### Unemployment


**4.1%** of people in this area are unemployed. The **same** as the UK average of **4.1%**.



The average income is **£27,539** a year

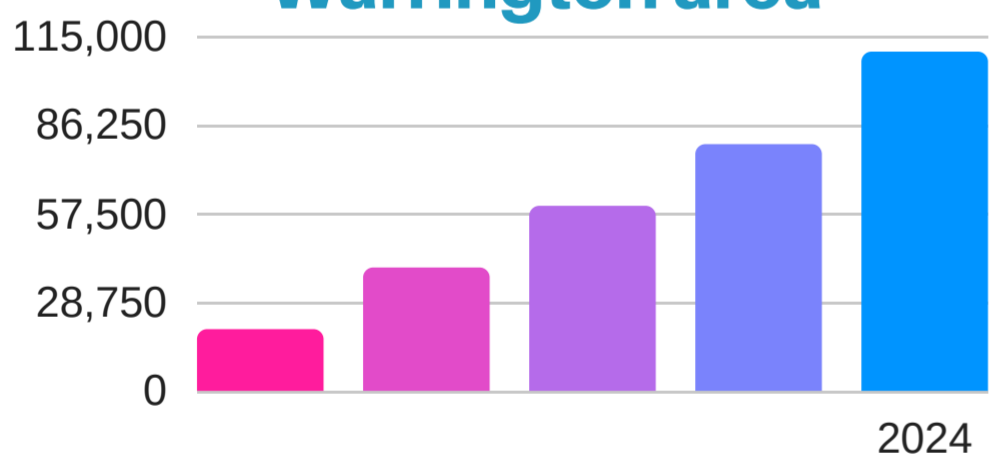


On average people in this area work **31.7** hours a week



Out of 12 regional areas, this area is the **5th** most productive

### Growth in the Manchester, Staffordshire, Cheshire and Warrington area



**+110,000 jobs** by 2024 in this area

### Sectors set to grow

- Finance
- Construction
- Information Technology
- Transport and Storage
- Professional Services
- Health and Social Work

## Where are the most jobs now?



**Wholesale and Retail**



**Administration**



**Health and Social Care**



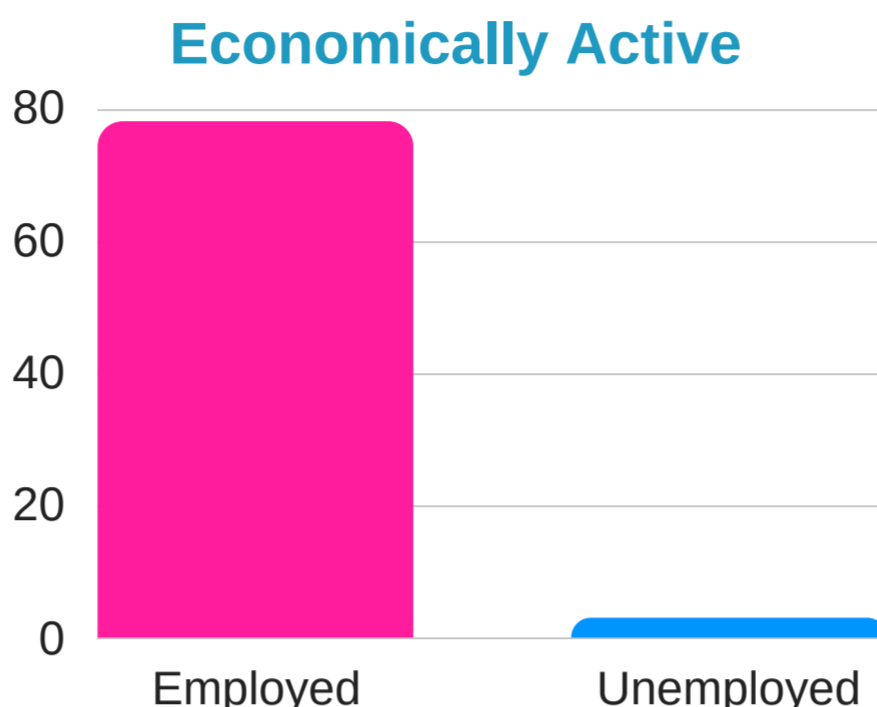
**Manufacturing**

*\*LMI obtained from the Office for National Statistics and Gov.uk. Last updated January 2019*

## East of England

### Employment

**78.2%** of people in the East of England are employed. **Higher** than the UK average of **75.7%**.



### Unemployment

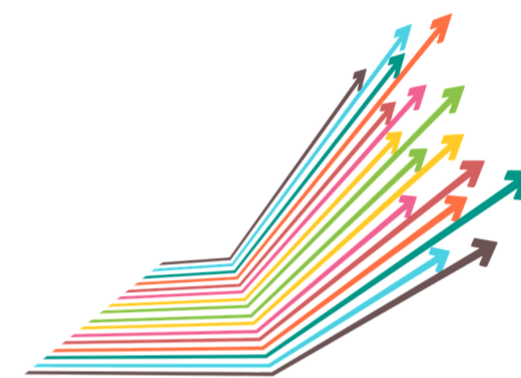
**3%** of people in the East of England are unemployed. **Lower** than the UK average of **4.1%**.



The average income is **£30,695** a year

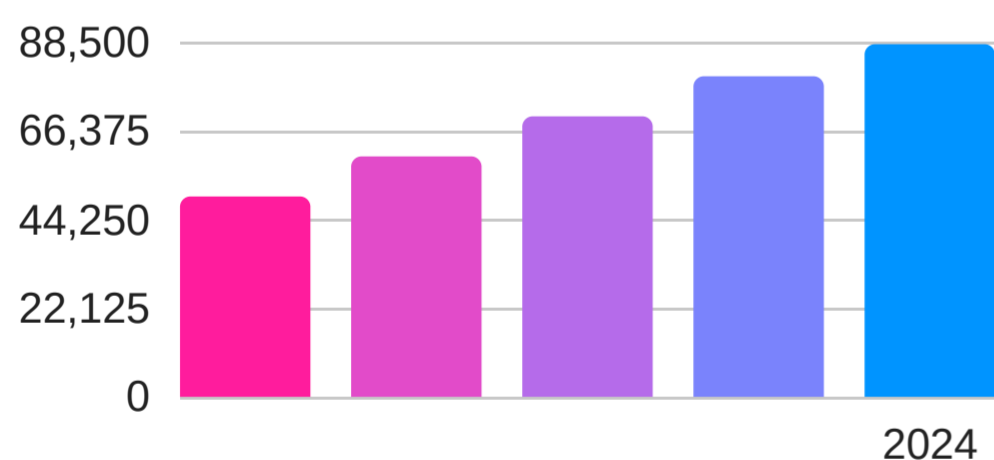


On average people in the East of England work **32.2** hours a week



Out of 12 regional areas the East of England is the **4th** most productive

### Growth in the East of England



**+88,000 jobs** by 2024 in the East of England

### Sectors set to grow

Health and Social Care  
Support Services  
Construction  
Wholesale and Retail  
Information Technology  
Professional Services

## Where are the most jobs now?



Wholesale and Retail



Administration



Health and Social Care

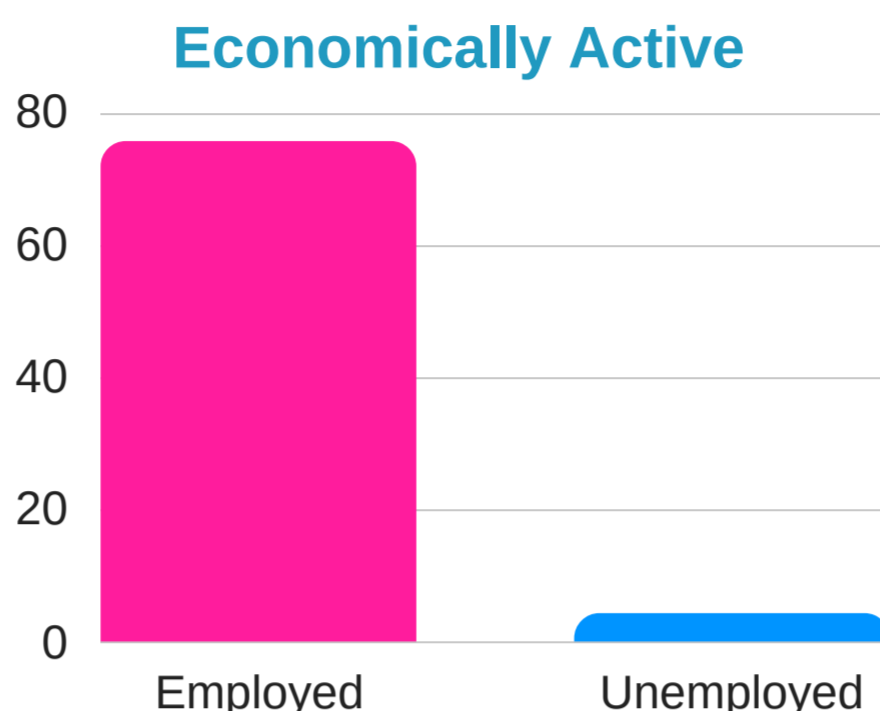


Professional, Scientific And Technology

## East Midlands

### Employment

**75.8%** of people in the East Midlands are employed. **Higher** than the UK average of **75.7%**.



### Unemployment

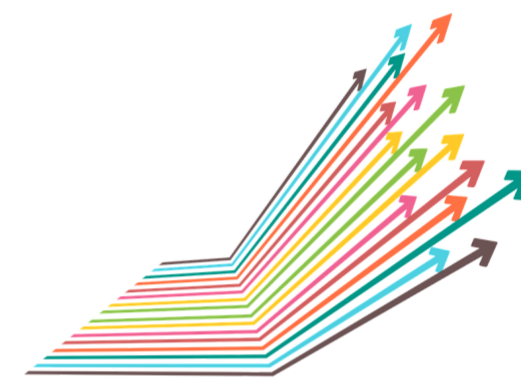
**4.3%** of people in the East Midlands are unemployed. **Higher** than the UK average of **4.1%**.



The average income is **£27,554** a year

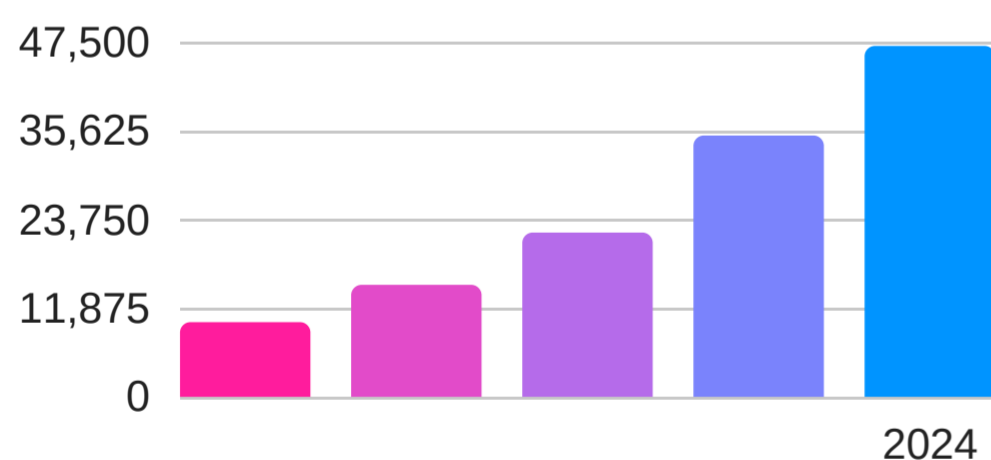


On average people in the East Midlands work **31.5 hours** a week



Out of 12 regional areas the East Midlands is the **9th** most productive

### Growth in the East Midlands



**+47,000 jobs** by 2024 in the East Midlands

### Sectors set to grow

- Construction
- Wholesale and Retail
- Health and Social Work
- Support Services
- Information and Technology

## Where are the most jobs now?



**Wholesale and Retail**



**Manufacturing**



**Health and Social Care**



**Education**

## South West

### Employment

**78.7%** of people in the South West are employed.  
**Higher** than the UK average of **75.7%**.



### Unemployment


**3%** of people in the South West are unemployed. **Lower** than the UK average of **4.1%**.



The average income is **£27,955** a year

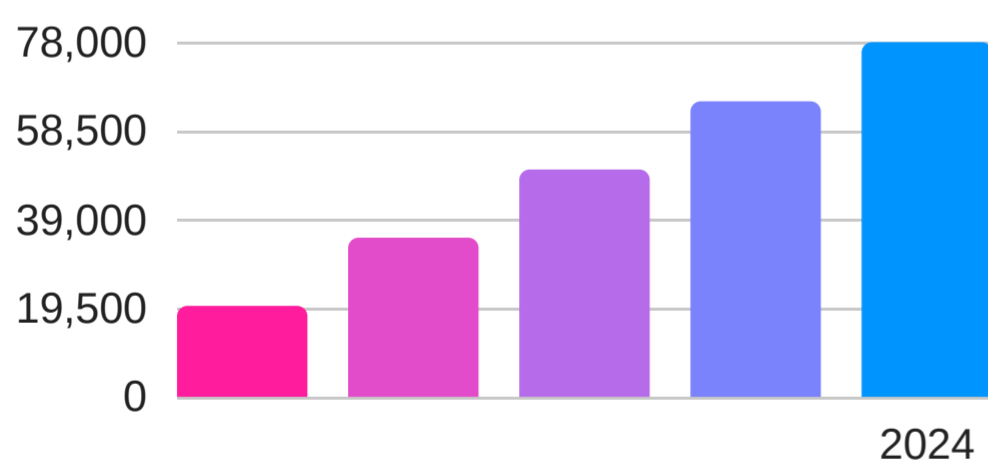


On average people in the South West work **30.9** hours a week



Out of 12 regional areas the South West is the **6th** most productive

### Growth in the South West



**+78,000 jobs** by 2024 in the South West


### Sectors set to grow

- STEM
- Health and Social Work
- Construction
- Professional Services
- Wholesale and Retail

## Where are the most jobs now?



**Wholesale and Retail**



**Accommodation And Food Service**



**Health and Social Care**

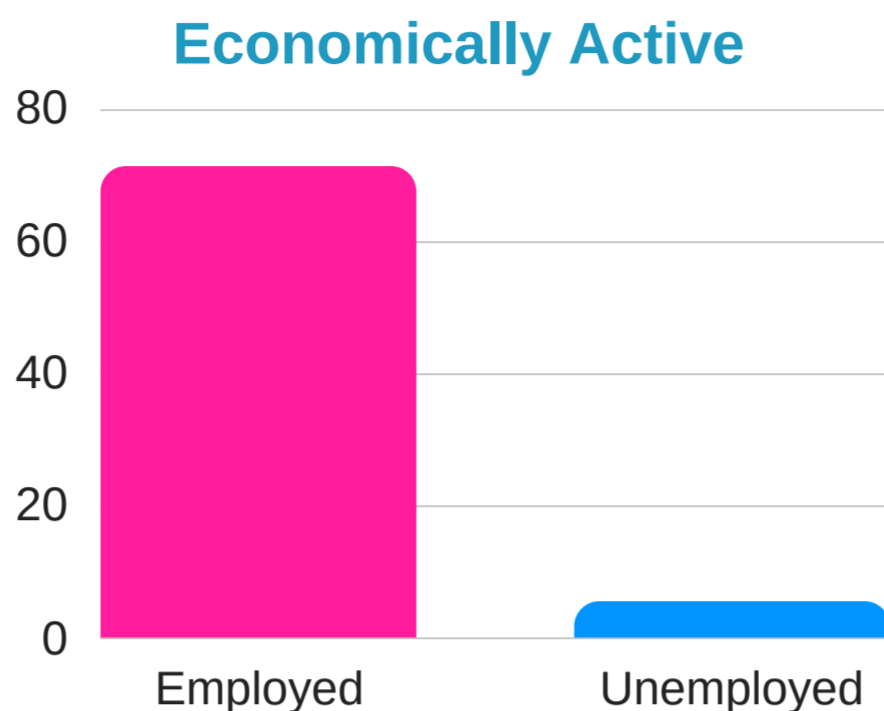


**Education**

## North East

### Employment

**71.4%** of people in the North East are employed.  
**Lower** than the UK average of **75.7%**.



### Unemployment


**5.5%** of people in the North East are unemployed.  
**Higher** than the UK average of **4.1%**.



The average income is **£26,603** a year

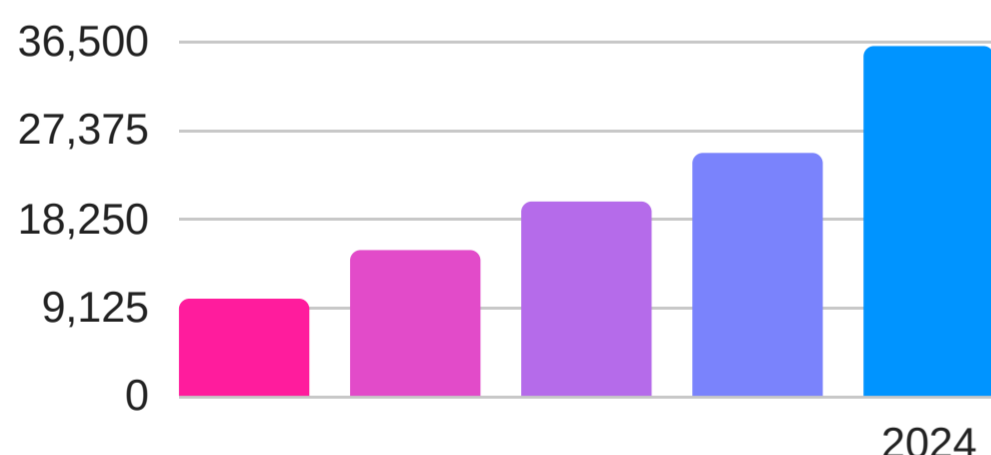


On average people in the North East work **31.3** hours a week



Out of 12 regional areas the North East is the **7th** most productive

### Growth in the North East



**+36,000 jobs**  
by 2024 in  
the North East

### Sectors set to grow

Teaching and Education  
Health and Social Work  
Information Technology  
Professional Services  
Construction  
Finance and Insurance

## Where are the most jobs now?



**Wholesale and  
Retail**



**Manufacturing**



**Health and  
Social Care**

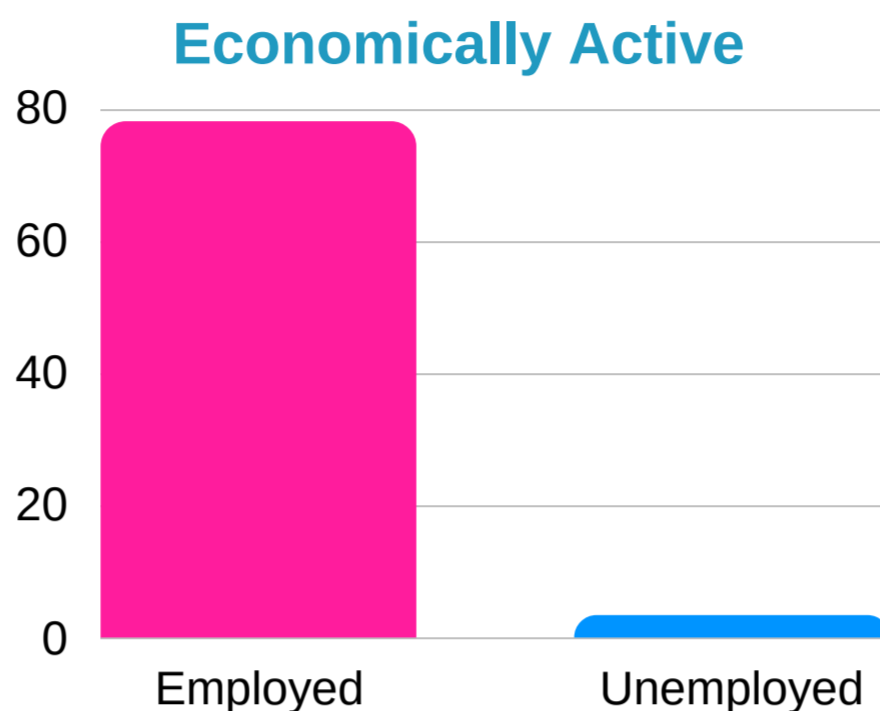


**Education**

## South Central

### Employment

**78.2%** of people in the South Central area are employed. **Higher** than the UK average of **75.7%**.



### Unemployment


**3.4%** of people in the South Central area are unemployed. **Lower** than the UK average of **4.1%**.



The average income is **£31,954** a year

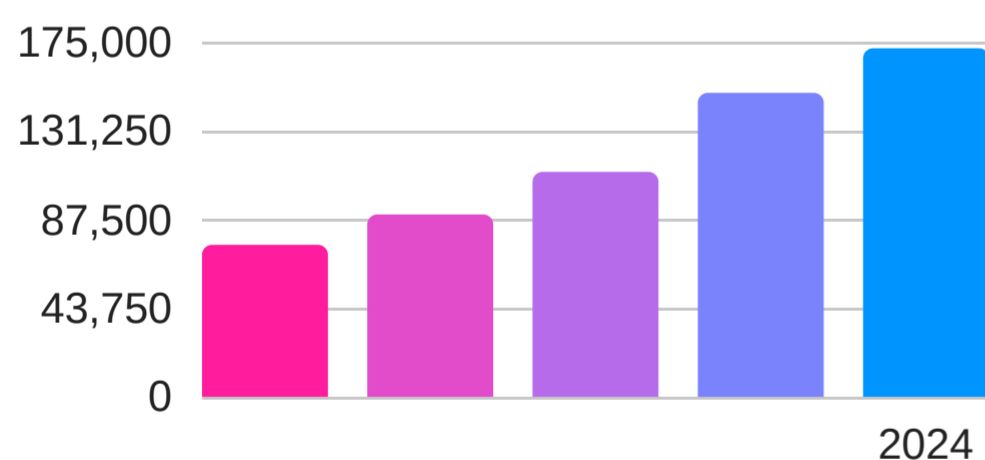


On average people in the South Central area work **31.4** hours a week



Out of 12 regional areas the South Central area is the **2nd** most productive

### Growth in the South Central area



**+172,000 jobs** by 2024 in the South Central area

### Sectors set to grow

- Support Services
- Professional Services
- Information and Technology
- Construction
- Health and Social Care

## Where are the most jobs now?



**Wholesale and Retail**



**Professional, Scientific and Technology**



**Health and Social Care**

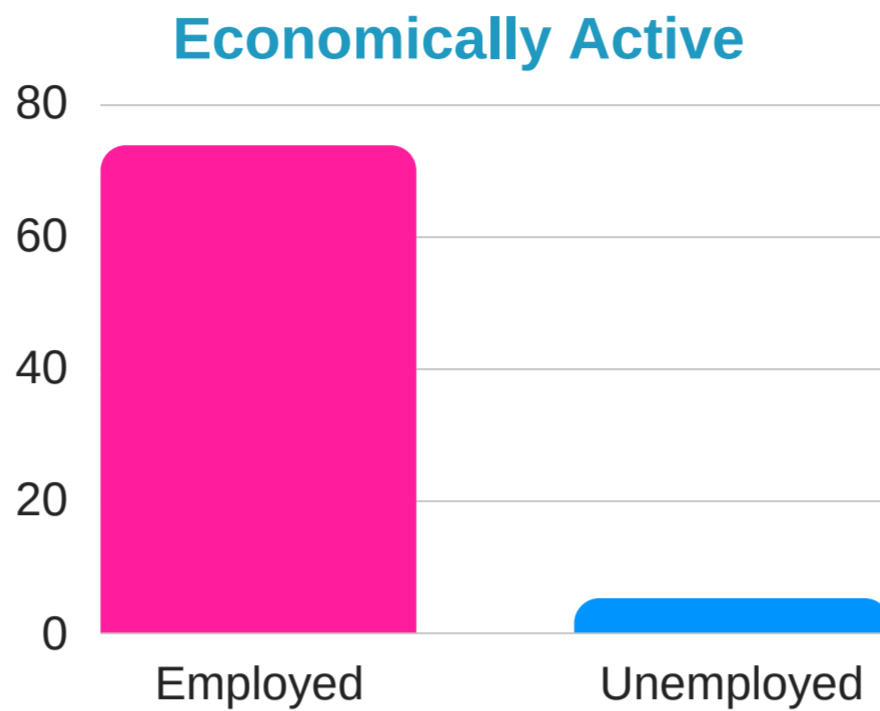


**Education**

## West Midlands

### Employment

**73.8%** of people in the West Midlands are employed.  
**Lower** than the UK average of **75.7%**.



### Unemployment

**5.2%** of people in the West Midlands are unemployed.  
**Higher** than the UK average of **4.1%**.



The average income is **£27,903** a year

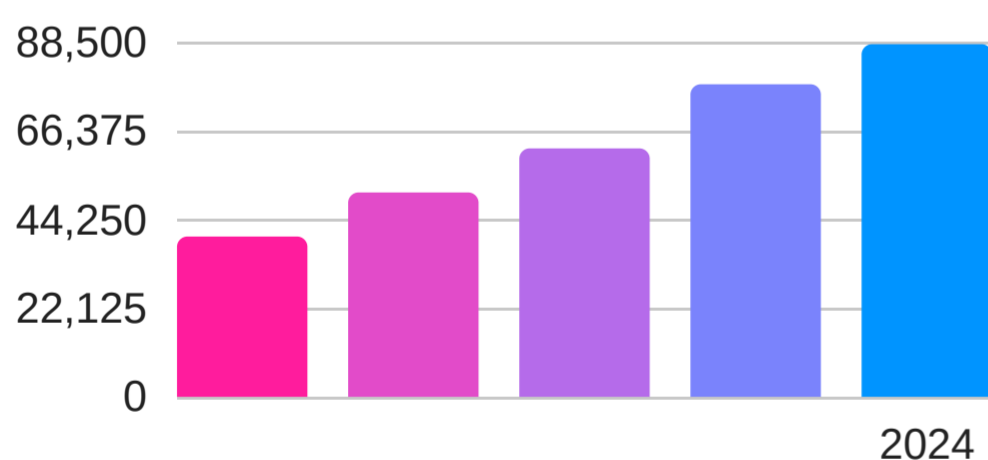


On average people in the West Midlands work **31.7** hours a week



Out of 12 regional areas the West Midlands is the **8th** most productive

### Growth in the West Midlands



**+88,000** jobs by 2024 in the West Midlands

### Sectors set to grow

- Construction
- Health and Social Work
- Support Services
- Transport and Storage
- Professional Services

## Where are the most jobs now?



**Wholesale and Retail**



**Education**



**Health and Social Care**



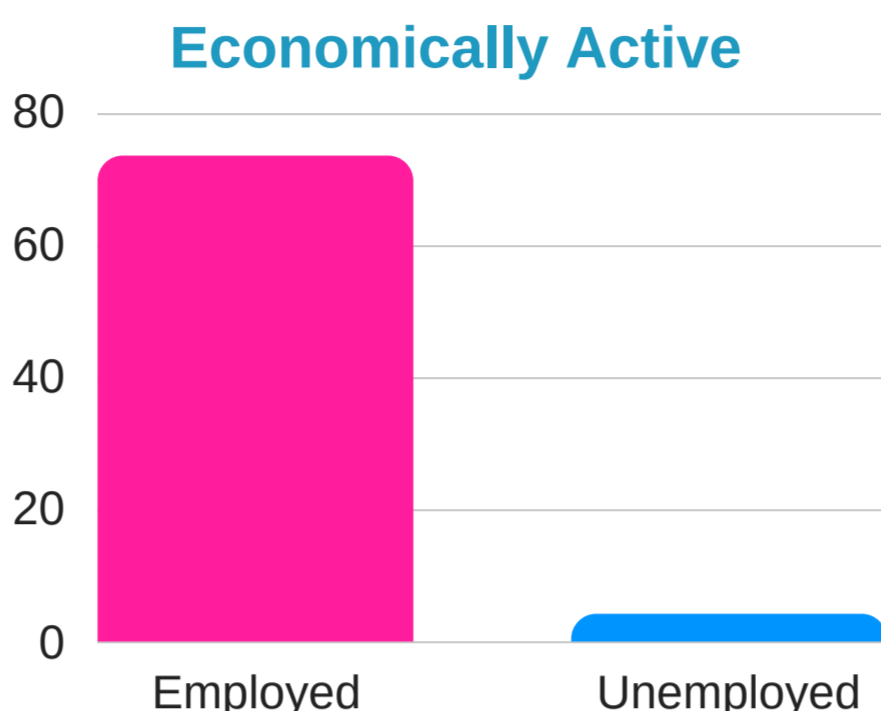
**Manufacturing**



## Liverpool, Cumbria and Lancashire

### Employment

**75.3%** of people in this region are employed.  
**Lower** than the UK average of **75.7%**.



### Unemployment


**4.1%** of people in this region are unemployed.  
The **same** as the UK average of **4.1%**.



The average income is **£27,539** a year

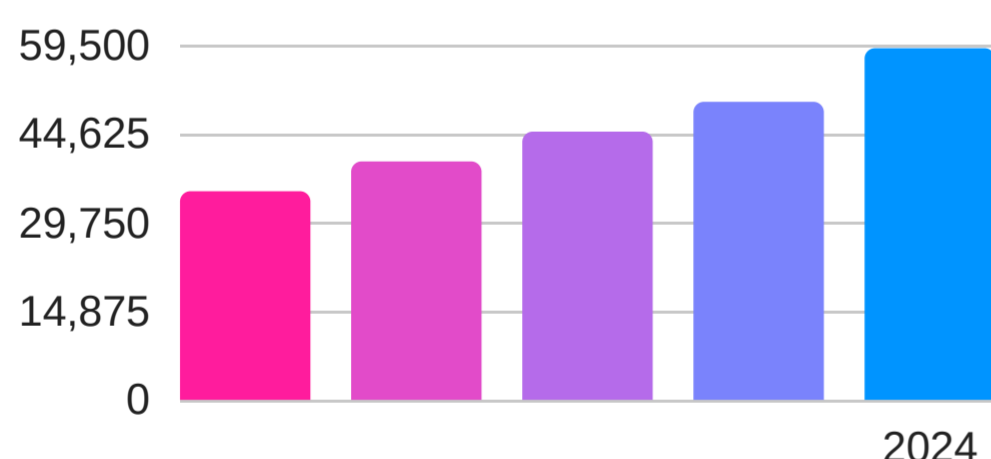


On average people in the Liverpool, Cumbria and Lancashire work **31.7** hours a week



Out of 12 regional areas Liverpool, Cumbria and Lancashire is the **5th** most productive

### Growth in Liverpool, Cumbria and Lancashire



**+59,000** jobs by 2024 in Liverpool, Cumbria and Lancashire

### Sectors set to grow

- Health and Social Care
- Professional Services
- Support Services
- Information Technology
- Construction
- Wholesale and Retail

## Where are the most jobs now?



**Wholesale and Retail**



**Health and Social Care**



**Manufacturing**



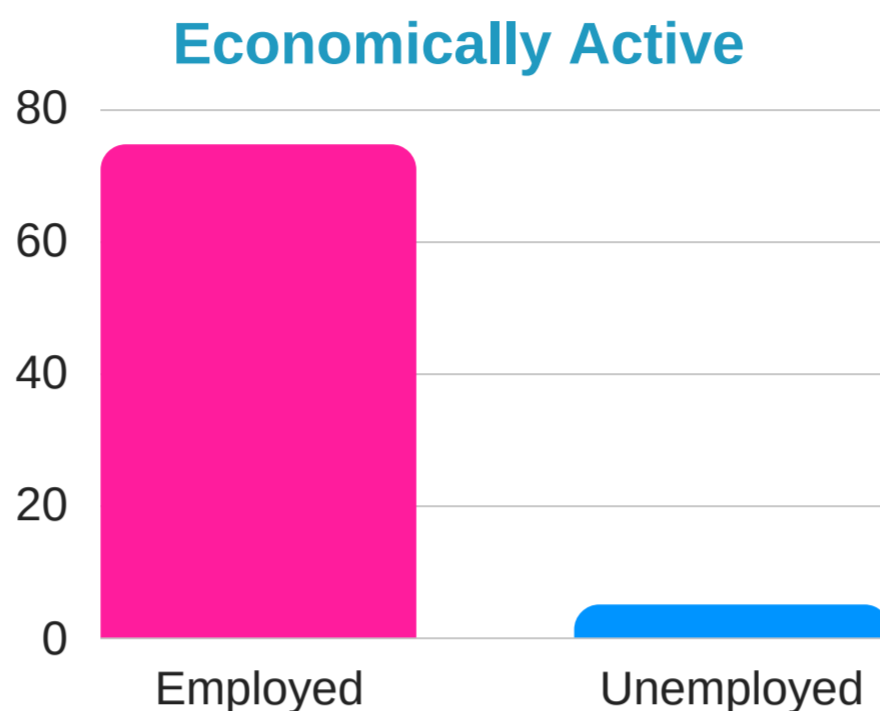
**Administration**

*\*LMI obtained from the Office for National Statistics and Gov.uk. Last updated January 2019*

## London

### Employment

**75.5%** of people in London are employed.  
**Lower** than the UK average of **75.7%**.



### Unemployment


**4.7%** of people in London are unemployed.  
**Higher** than the UK average of **4.1%**.



The average income is **£34,881** a year

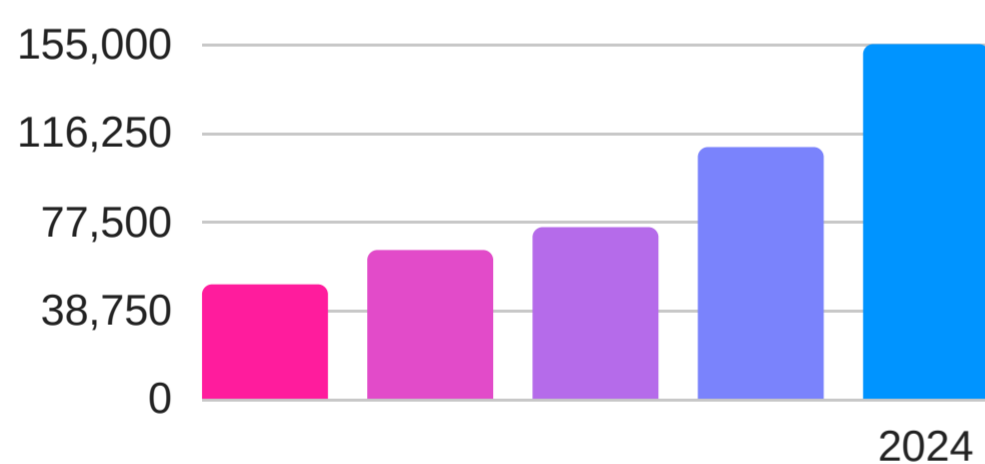


On average people in London work **33.5** hours a week



Out of 12 regional areas London is the **most** productive area

### Growth in London



**+155,000** jobs by 2024 in London

### Sectors set to grow

Professional Services  
Information Technology  
Health and Social Work  
Construction  
Finance and Insurance


## Where are the most jobs now?



Wholesale and Retail



Administration



Science and Technology



Health and Social Care

## South East

### Employment

**78.2%** of people in the South East are employed.  
**Higher** than the UK average of **75.7%**.



### Unemployment


**3.4%** of people in the South East are unemployed.  
**Lower** than the UK average of **4.1%**.



The average income is **£31,954** a year

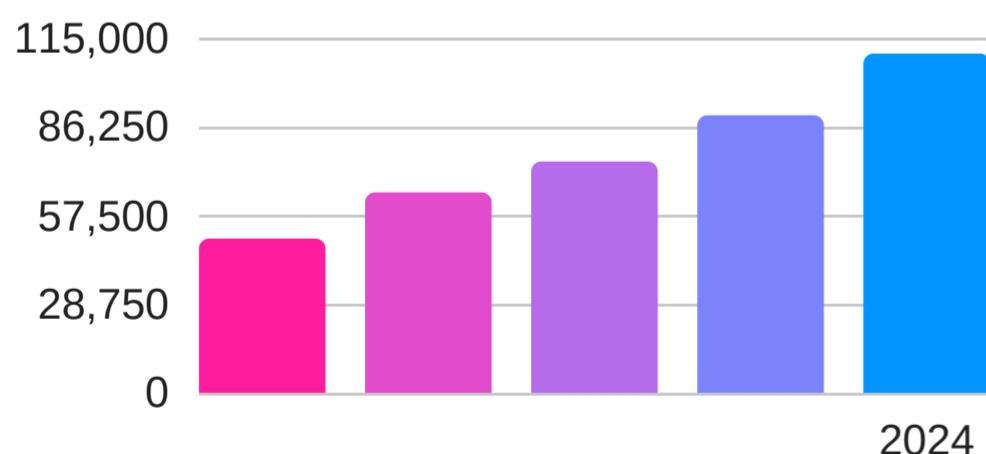


On average people in the South East work **31.4** hours a week



Out of 12 regional areas the South East is the **2nd** most productive

### Growth in the South East



**+110,000** jobs by 2022 in the South East

### Sectors set to grow

- Construction
- Health and Social Work
- Professional Services
- Wholesale and Retail
- Support Services
- Transport and Storage

## Where are the most jobs now?



**Wholesale and Retail**



**Health and Social Care**



**Professional, Scientific and Technology**

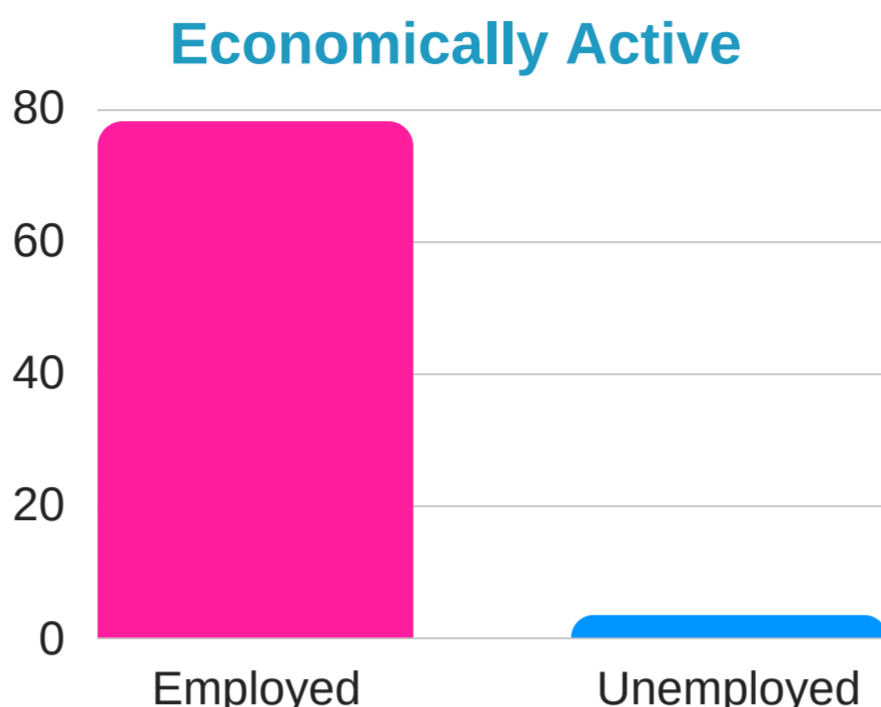


**Education**

## Thames Valley

### Employment

**78.2%** of people in the Thames Valley region are employed. **Higher** than the UK average of **75.7%**.



### Unemployment


**3.4%** of people in the Thames Valley are unemployed. **Lower** than the UK average of **4.1%**.



The average income is **£27,955** a year

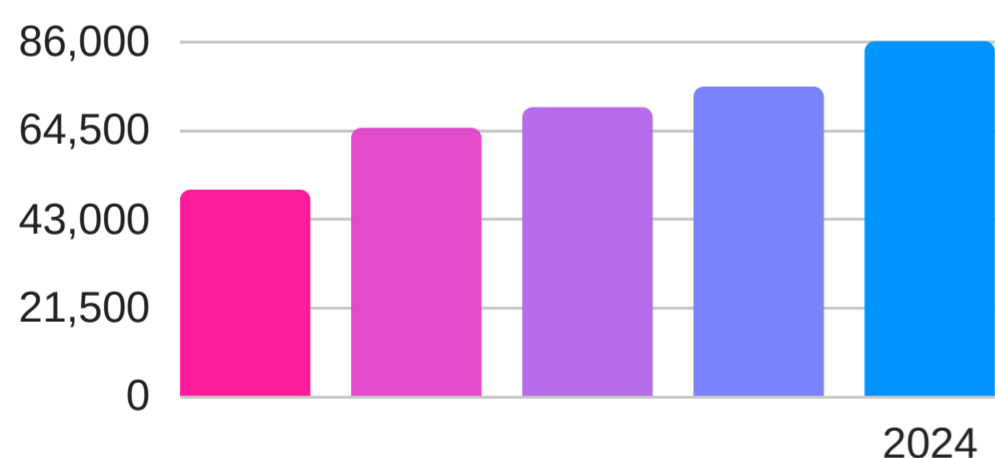


On average people in the Thames Valley region work **30.9** hours a week



Out of 12 regional areas the Thames Valley region is the **2nd** most productive

### Growth in the Thames Valley region




**+86,000 jobs** by 2024 in the Thames Valley region

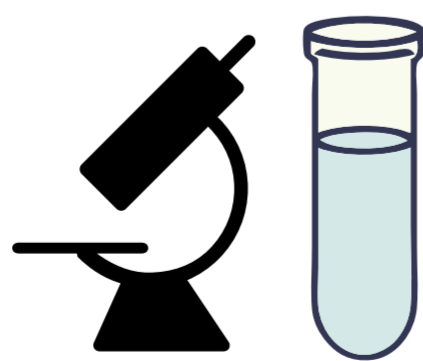
### Sectors set to grow

- Construction
- Information Technology
- Professional Services
- Support Services
- Health and Social Work
- Wholesale and Retail

## Where are the most jobs now?



Accommodation and Food Service



Science and Technology



Health and Social Care

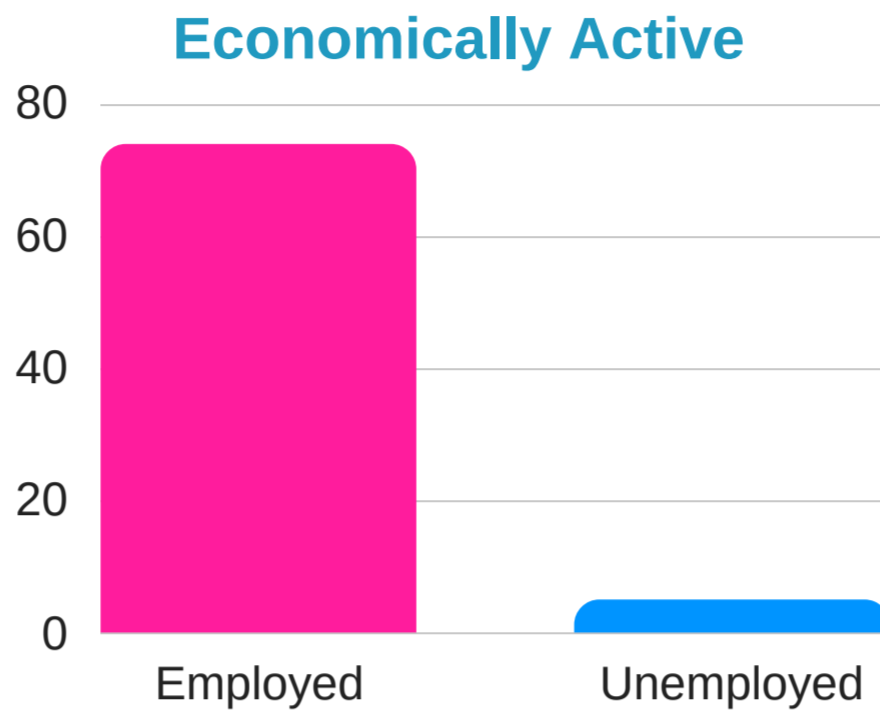


Wholesale and Retail

## Yorkshire and Humber

### Employment

**74.1%** of people in Yorkshire and Humber are employed. **Lower** than the UK average of **75.7%**.



### Unemployment


**4.7%** of people in Yorkshire and Humber are unemployed. **Higher** than the UK average of **4.1%**.



The average income is **£27,086** a year

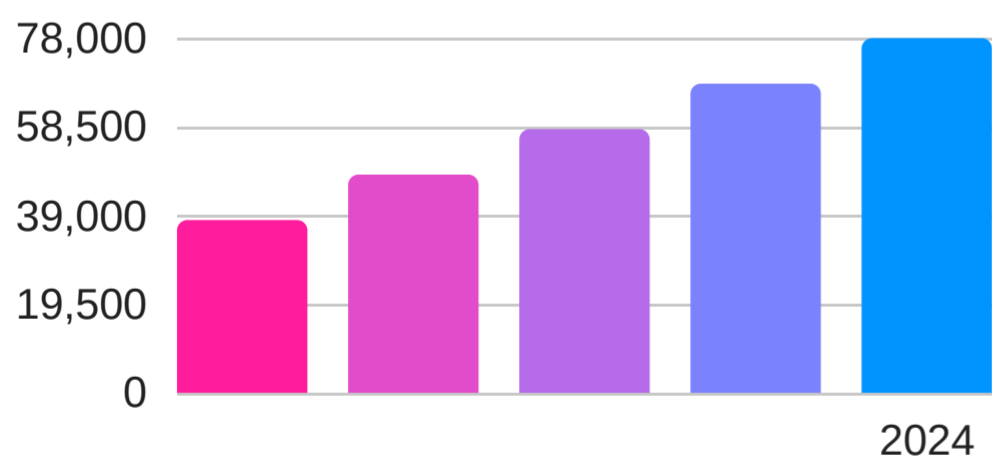


On average people in Yorkshire and Humber work **31.4** hours a week



Out of 12 regional areas Yorkshire and Humber is the **10th** most productive

### Growth in Yorkshire and Humber



**+78,000 jobs** by 2024 in Yorkshire and Humber

### Sectors set to grow

- Health and Social Work
- Professional Services
- Construction
- Information Technology
- Transport and Storage
- Wholesale and Retail

## Where are the most jobs now?



**Wholesale and Retail**



**Manufacturing**



**Education**



**Health and Social Care**